

Paul Ricard
TCR Europe
Qualifying - 2
Provisional Results



Cls	Nº	Driver	Nat	Team	Nat	Vehicle	Laps	Best	Time	Gap	Interval	Km/h
1	62	Dušan Borković	SRB	Target Competition	SRB	Hyundai i30 N TCR	4	2	2:13.781			157.2
2	25	Mikel Azcona	ESP	PCR Sport	ESP	Cupra TCR	3	3	2:14.225	0.444	0.444	156.6
3	999	Dániel Nagy	HUN	M1RA	HUN	Hyundai i30 N TCR	5	3	2:14.264	0.483	0.039	156.6
4	34	Stian Paulsen	NOR	Stian Paulsen Racing	NOR	Cupra TCR	2	2	2:14.378	0.597	0.114	156.5
5	99	Josh Files	GBR	Hell Energy Racing with KCMG	GBR	Honda Civic Type R FK7 TCR	4	2	2:14.392	0.611	0.014	156.4
6	8	Reece Barr	IRE	Target Competition	IRE	Hyundai i30 N TCR	4	3	2:14.437	0.656	0.045	156.4
7	69	Jean-Karl Vernay	FRA	Leopard Lukoil Team	FRA	Audi RS3 LMS TCR	4	2	2:14.606	0.825	0.169	156.2
8	94	Kris Richard	SUI	Target Competition	SUI	Hyundai i30 N TCR	3	2	2:14.617	0.836	0.011	156.2
9	26	Francisco Mora	POR	M1RA	POR	Hyundai i30 N TCR	4	2	2:14.740	0.959	0.123	156.0
10	11	Jens Reno Møller	DEN	Reno Racing	DEN	Honda Civic Type R FK7 TCR	3	2	2:14.762	0.981	0.022	156.0
11	7	Igor Stefanovski	MKD	Stefanovski Racing Team	MKD	Hyundai i30 N TCR	4	3	2:15.096	1.315	0.334	155.6
12	16	Nicola Baldan	ITA	Pit Lane Competizioni	ITA	Hyundai i30 N TCR	3	3	2:15.171	1.390	0.075	155.5

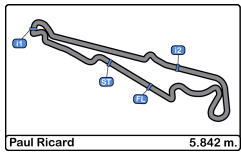
CAR 7 TIME 2:14:716 DISALLOWED TRACK LIMITS
 CAR 11 TIME 2:15:963 DISALLOWED TRACK LIMITS
 CAR 99 TIME 2:21:727 DISALLOWED TRACK LIMITS
 CAR 999 TIME 2:16:149 DISALLOWED TRACK LIMITS

Published at:.....

Track **22.2 °C** Air Temp: **18.1 °C** Humidity: **65 %** Track Status: **DRY**

Stewards:	Race Director:	Timekeeper:
------------------	-----------------------	------------------------





Paul Ricard
TCR Europe
Qualifying - 2
Lap Analysis



7

Igor Stefanovski

Stefanovski Racing Team

8

Hyundai i30 N TCR

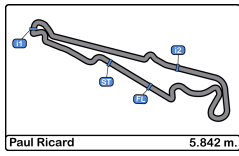
Reece Barr

Hyundai i30 N TCR

Target Competition

Lap	D	Time	Sector 1	Sector 2	Sector 3	T. Snd	Elapsed	Lap	D	Time	Sector 1	Sector 2	Sector 3	T. Snd	Elapsed
1		10:29:23.257	10:27:41.876	44.207	57.174	91.5	10:29:23.257	1		10:27:02.132	10:25:12.757	47.473	1:01.902	103.0	10:27:02.132
2		2:14.716	36.539	40.612	57.565	226.4	10:31:37.973	2		2:14.625	36.621	40.825	57.179	223.6	10:29:16.757
3		2:15.096	36.539	41.029	57.528	225.4	10:33:53.069	3		2:14.437	36.568	40.861	57.008	223.6	10:31:31.194
4		3:13.175 P	47.552	59.101	1:26.522	165.6	10:37:06.244	4		2:14.631	36.555	40.990	57.086	223.1	10:33:45.825
								5			42.457	1:05.885		203.3	





Paul Ricard
TCR Europe
Qualifying - 2
Lap Analysis



11

Jens Reno Møller

Honda Civic Type R FK7 TCR

16

Nicola Baldan

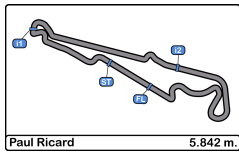
Hyundai i30 N TCR

Reno Racing

Pit Lane Competizioni

Lap	D	Time	Sector 1	Sector 2	Sector 3	T. Snd	Elapsed	Lap	D	Time	Sector 1	Sector 2	Sector 3	T. Snd	Elapsed
1		10:26:27.115	10:24:44.357	44.136	58.622	107.4	10:26:27.115	1		10:29:18.811	10:27:32.684	45.232	1:00.895	127.8	10:29:18.811
2		2:14.762	36.829	40.964	56.969	221.3	10:28:41.877	2		2:15.455	36.749	41.052	57.654	223.1	10:31:34.266
3		2:15.963	36.958	40.927	58.078	222.2	10:30:57.840	3		2:15.171	36.751	40.910	57.510	223.1	10:33:49.437
4			40.596	47.344		219.9		4			50.222	1:01.428		131.7	





Paul Ricard
TCR Europe
Qualifying - 2
Lap Analysis



25

Mikel Azcona

Cupra TCR **26**

Francisco Mora

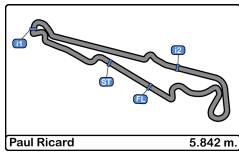
Hyundai i30 N TCR

PCR Sport

M1RA

Lap	D	Time	Sector 1	Sector 2	Sector 3	T. Snd	Elapsed	Lap	D	Time	Sector 1	Sector 2	Sector 3	T. Snd	Elapsed
1		10:28:11.360	10:26:21.623	47.750	1:01.987	125.7	10:28:11.360	1		10:27:27.877	10:25:43.808	44.719	59.350	111.2	10:27:27.877
2		2:14.277	36.499	40.639	57.139	223.6	10:30:25.637	2		2:14.740	36.789	40.865	57.086	223.6	10:29:42.617
3		2:14.225	36.586	40.788	56.851	224.5	10:32:39.862	3		2:14.798	36.745	41.056	56.997	222.6	10:31:57.415
4			36.595	40.938		224.0		4		2:25.980 P	37.069	41.204	1:07.707	223.6	10:34:23.395





Paul Ricard
TCR Europe
Qualifying - 2
Lap Analysis



34

Stian Paulsen

Cupra TCR **62**

Dušan Borković

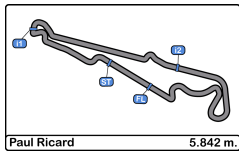
Hyundai i30 N TCR

Stian Paulsen Racing

Target Competition

Lap	D	Time	Sector 1	Sector 2	Sector 3	T. Snd	Elapsed	Lap	D	Time	Sector 1	Sector 2	Sector 3	T. Snd	Elapsed
1		10:27:08.123	10:25:13.443	53.722	1:00.958	84.5	10:27:08.123	1		10:26:59.269	10:25:11.412	46.565	1:01.292	111.6	10:26:59.269
2		2:14.378	36.341	40.594	57.443	225.4	10:29:22.501	2		2:13.781	36.333	40.675	56.773	224.0	10:29:13.050
3			36.652	41.109		226.4		3		2:20.240	36.350	40.705	1:03.185	225.0	10:31:33.290
								4		2:14.167	36.357	40.757	57.053	224.5	10:33:47.457
								5			50.957	1:01.565		157.4	





Paul Ricard
TCR Europe
Qualifying - 2
Lap Analysis



69

Jean-Karl Vernay

Audi RS3 LMS TCR **94**

Kris Richard

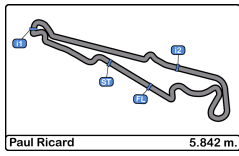
Hyundai i30 N TCR

Leopard Lukoil Team

Target Competition

Lap	D	Time	Sector 1	Sector 2	Sector 3	T. Snd	Elapsed	Lap	D	Time	Sector 1	Sector 2	Sector 3	T. Snd	Elapsed
1		10:27:06.611	10:25:19.362	47.310	59.939	126.6	10:27:06.611	1		10:26:33.196	10:24:47.547	46.216	59.433	128.5	10:26:33.196
2		2:14.606	36.600	40.818	57.188	225.9	10:29:21.217	2		2:14.617	36.833	41.065	56.719	223.6	10:28:47.813
3		2:14.688	36.618	40.822	57.248	226.4	10:31:35.905	3		2:14.873	36.958	40.985	56.930	223.6	10:31:02.686
4		2:38.087 P	36.772	46.931	1:14.384	227.3	10:34:13.992	4			41.363	49.302		193.2	





Paul Ricard
TCR Europe
Qualifying - 2
Lap Analysis



99

Josh Files

Honda Civic Type R FK7 TCR **999**

Dániel Nagy

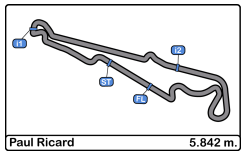
Hyundai i30 N TCR

Hell Energy Racing with KCMG

M1RA

Lap	D	Time	Sector 1	Sector 2	Sector 3	T. Snd	Elapsed	Lap	D	Time	Sector 1	Sector 2	Sector 3	T. Snd	Elapsed
1		10:26:44.840	10:24:59.865	43.769	1:01.206	123.0	10:26:44.840	1		10:26:13.474	10:24:25.684	45.532	1:02.258	123.5	10:26:13.474
2		<u>2:14.392</u>	<u>36.546</u>	<u>40.691</u>	<u>57.155</u>	222.6	10:28:59.232	2		2:16.149	36.562	40.751	58.836	223.1	10:28:29.623
3		2:21.727	36.636	45.154	59.937	222.2	10:31:20.959	3		<u>2:14.264</u>	36.564	40.803	<u>56.897</u>	223.6	10:30:43.887
4		2:38.862 P	36.652	41.886	1:20.324	222.2	10:33:59.821	4		2:16.666	<u>36.477</u>	<u>40.749</u>	59.440	223.6	10:33:00.553
								5		2:30.618 P	36.589	40.802	1:13.227	223.6	10:35:31.171



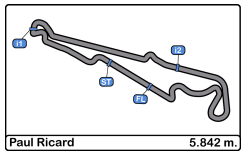


Paul Ricard
TCR Europe
Qualifying - 2
Best Sectors Results



Sector - 1				Sector - 2				Sector - 3				Ideal Lap vs Best Lap			
Clas	Nº	Driver	Time	Nº	Driver	Time	Nº	Driver	Time	Clas	Nº	Driver	Ideal Lap	Best Lap	Clas
1	62	Dušan Borković	36.333	34	Stian Paulsen	40.594	94	Kris Richard	56.719	1	62	Dušan Borković	2:13.781	2:13.781	1
2	34	Stian Paulsen	36.341	7	Igor Stefanovski	40.612	62	Dušan Borković	56.773	2	25	Mikel Azcona	2:13.989	2:14.225	2
3	99	Dániel Nagy	36.477	25	Mikel Azcona	40.639	25	Mikel Azcona	56.851	3	999	Dániel Nagy	2:14.123	2:14.264	3
4	25	Mikel Azcona	36.499	62	Dušan Borković	40.675	999	Dániel Nagy	56.897	4	7	Igor Stefanovski	2:14.325	2:15.096	11
5	7	Igor Stefanovski	36.539	99	Josh Files	40.691	11	Jens Reno Møller	56.969	5	34	Stian Paulsen	2:14.378	2:14.378	4
6	99	Josh Files	36.546	999	Dániel Nagy	40.749	26	Francisco Mora	56.997	6	8	Reece Barr	2:14.388	2:14.437	6
7	8	Reece Barr	36.555	69	Jean-Karl Vernay	40.818	8	Reece Barr	57.008	7	99	Josh Files	2:14.392	2:14.392	5
8	69	Jean-Karl Vernay	36.600	8	Reece Barr	40.825	99	Josh Files	57.155	8	94	Kris Richard	2:14.537	2:14.617	8
9	26	Francisco Mora	36.745	26	Francisco Mora	40.865	7	Igor Stefanovski	57.174	9	69	Jean-Karl Vernay	2:14.606	2:14.606	7
10	16	Nicola Baldan	36.749	16	Nicola Baldan	40.910	69	Jean-Karl Vernay	57.188	10	26	Francisco Mora	2:14.607	2:14.740	9
11	11	Jens Reno Møller	36.829	11	Jens Reno Møller	40.927	34	Stian Paulsen	57.443	11	11	Jens Reno Møller	2:14.725	2:14.762	10
12	94	Kris Richard	36.833	94	Kris Richard	40.985	16	Nicola Baldan	57.510	12	16	Nicola Baldan	2:15.169	2:15.171	12



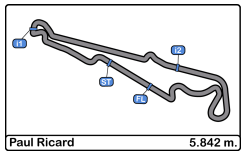


Paul Ricard
TCR Europe
Qualifying - 2
Best 5 Lap Times



Cls	N°	Driver	Nat	Team	Nat	Vehicle	Best 1		Best 2		Best 3		Best 4		Best 5	
							Time	Lap	Time	Lap	Time	Lap	Time	Lap	Time	Lap
1	62	Dušan Borković	SRB	Target Competition	SRB	Hyundai i30 N TCR	2:13.781	2	2:14.167	4	2:20.240	3				
2	25	Mikel Azcona	ESP	PCR Sport	ESP	Cupra TCR	2:14.225	3	2:14.277	2						
3	999	Dániel Nagy	HUN	M1RA	HUN	Hyundai i30 N TCR	2:14.264	3	2:16.666	4	2:30.618	5				
4	34	Stian Paulsen	NOR	Stian Paulsen Racing	NOR	Cupra TCR	2:14.378	2								
5	99	Josh Files	GBR	Hell Energy Racing with KCMG	GBR	Honda Civic Type R FK7 TCR	2:14.392	2	2:38.862	4						
6	8	Reece Barr	IRE	Target Competition	IRE	Hyundai i30 N TCR	2:14.437	3	2:14.625	2	2:14.631	4				
7	69	Jean-Karl Vernay	FRA	Leopard Lukoil Team	FRA	Audi RS3 LMS TCR	2:14.606	2	2:14.688	3	2:38.087	4				
8	94	Kris Richard	SUI	Target Competition	SUI	Hyundai i30 N TCR	2:14.617	2	2:14.873	3						
9	26	Francisco Mora	POR	M1RA	POR	Hyundai i30 N TCR	2:14.740	2	2:14.798	3	2:25.980	4				
10	11	Jens Reno Møller	DEN	Reno Racing	DEN	Honda Civic Type R FK7 TCR	2:14.762	2								
11	7	Igor Stefanovski	MKD	Stefanovski Racing Team	MKD	Hyundai i30 N TCR	2:15.096	3	3:13.175	4						
12	16	Nicola Baldan	ITA	Pit Lane Competizioni	ITA	Hyundai i30 N TCR	2:15.171	3	2:15.455	2						



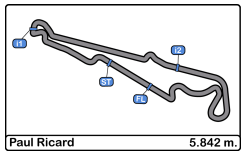


Paul Ricard
TCR Europe
Qualifying - 2
Best 5 Top Speeds



Cls	N°	Driver	Nat	Team	Nat	Vehicle	Top 1		Top 2		Top 3		Top 4		Top 5		Avg
							Km/h	Lap	Km/h	Lap	Km/h	Lap	Km/h	Lap	Km/h	Lap	
1	69	Jean-Karl Vernay	FRA	Leopard Lukoil Team	FRA	Audi RS3 LMS TCR	227.3	4	226.4	3	225.9	2	126.6	1			201.5
2	7	Igor Stefanovski	MKD	Stefanovski Racing Team	MKD	Hyundai i30 N TCR	226.4	2	225.4	3	165.6	4	91.5	1			177.2
3	34	Stian Paulsen	NOR	Stian Paulsen Racing	NOR	Cupra TCR	226.4	3	225.4	2	84.5	1					178.8
4	62	Dušan Borković	SRB	Target Competition	SRB	Hyundai i30 N TCR	225.0	3	224.5	4	224.0	2	157.4	5	111.6	1	188.5
5	25	Mikel Azcona	ESP	PCR Sport	ESP	Cupra TCR	224.5	3	224.0	4	223.6	2	125.7	1			199.4
6	8	Reece Barr	IRE	Target Competition	IRE	Hyundai i30 N TCR	223.6	2	223.6	3	223.1	4	203.3	5	103.0	1	195.3
7	26	Francisco Mora	POR	M1RA	POR	Hyundai i30 N TCR	223.6	2	223.6	4	222.6	3	111.2	1			195.2
8	94	Kris Richard	SUI	Target Competition	SUI	Hyundai i30 N TCR	223.6	2	223.6	3	193.2	4	128.5	1			192.2
9	999	Dániel Nagy	HUN	M1RA	HUN	Hyundai i30 N TCR	223.6	3	223.6	4	223.6	5	223.1	2	123.5	1	203.5
10	16	Nicola Baldan	ITA	Pit Lane Competizioni	ITA	Hyundai i30 N TCR	223.1	2	223.1	3	131.7	4	127.8	1			176.4
11	99	Josh Files	GBR	Hell Energy Racing with KCMG	GBR	Honda Civic Type R FK7 TCR	222.6	2	222.2	3	222.2	4	123.0	1			197.5
12	11	Jens Reno Møller	DEN	Reno Racing	DEN	Honda Civic Type R FK7 TCR	222.2	3	221.3	2	219.9	4	107.4	1			192.7



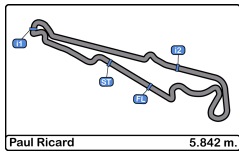


Paul Ricard
TCR Europe
Qualifying - 2
Fastest Laps Sequence



Lap	Time of Day	Session Time	Nº	Driver	Nat	Team	Nat	Vehicle	Time	Km/h
2	10:28:41.877	5:41.877	11	Jens Reno Møller	DEN	Reno Racing	DEN	Honda Civic Type R FK7 TCR	2:14.762	156.0
2	10:28:47.813	5:47.813	94	Kris Richard	SUI	Target Competition	SUI	Hyundai i30 N TCR	2:14.617	156.2
2	10:28:59.232	5:59.232	99	Josh Files	GBR	Hell Energy Racing with KCMG	GBR	Honda Civic Type R FK7 TCR	2:14.392	156.4
2	10:29:13.050	6:13.050	62	Dušan Borković	SRB	Target Competition	SRB	Hyundai i30 N TCR	2:13.781	157.2





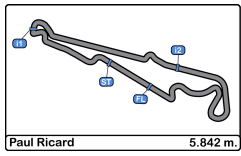
Paul Ricard
TCR Europe
Qualifying - 2

Event Best Maximum Speed



N°	Driver	Nat	Team	Nat	Vehicle	Km/h	Session
71	Enrico Bettera	ITA	Pit Lane Competizioni	ITA	Audi RS3 LMS TCR	227.8	Qualifying - 1
69	Jean-Karl Vernay	FRA	Leopard Lukoil Team	FRA	Audi RS3 LMS TCR	227.3	Qualifying - 2
25	Mikel Azcona	ESP	PCR Sport	ESP	Cupra TCR	226.8	Free Practice - 1
7	Igor Stefanovski	MKD	Stefanovski Racing Team	MKD	Hyundai i30 N TCR	226.4	Free Practice - 1
94	Kris Richard	SUI	Target Competition	SUI	Hyundai i30 N TCR	226.4	Free Practice - 1
62	Dušan Borković	SRB	Target Competition	SRB	Hyundai i30 N TCR	226.4	Free Practice - 1
34	Stian Paulsen	NOR	Stian Paulsen Racing	NOR	Cupra TCR	226.4	Free Practice - 1
8	Reece Barr	IRE	Target Competition	IRE	Hyundai i30 N TCR	225.9	Free Practice - 1
24	Gustavo Moura	POR	Speedy Motorsport	POR	Audi RS3 LMS TCR	225.9	Free Practice - 1
20	Márk Jedlőczy	HUN	JLG Sport	HUN	Cupra TCR	225.9	Qualifying - 1
14	Loris Cencetti	LUX	Autodis Racing by Piro Sports	LUX	Hyundai i30 N TCR	225.4	Free Practice - 1
23	Francisco Abreu	POR	Sports & You	POR	Peugeot 308 TCR	225.4	Qualifying - 1
38	Danny Kroes	NED	PCR Sport	NED	Cupra TCR	225.0	Free Practice - 1
9	Attila Tassi	HUN	Hell Energy Racing with KCMG	HUN	Honda Civic Type R FK7 TCR	225.0	Free Practice - 1
26	Francisco Mora	POR	M1RA	POR	Hyundai i30 N TCR	224.5	Free Practice - 1
16	Nicola Baldan	ITA	Pit Lane Competizioni	ITA	Hyundai i30 N TCR	224.5	Free Practice - 1
10	Viktor Davidovsky	MKD	PSS Racing Team	MKD	Honda Civic Type R FK7 TCR	224.5	Qualifying - 1
999	Dániel Nagy	HUN	M1RA	HUN	Hyundai i30 N TCR	224.0	Free Practice - 1
88	Maxime Potty	BEL	Comtoy Racing	BEL	Volkswagen Golf GTI TCR	223.6	Free Practice - 1
42	Stefano Comini	SUI	Race Republic	SUI	Subaru WRX STI TCR	223.1	Free Practice - 1
11	Jens Reno Møller	DEN	Reno Racing	DEN	Honda Civic Type R FK7 TCR	223.1	Free Practice - 1
99	Josh Files	GBR	Hell Energy Racing with KCMG	GBR	Honda Civic Type R FK7 TCR	222.6	Free Practice - 1
63	Giovanni Altoè	ITA	Pit Lane Competizioni	ITA	Audi RS3 LMS TCR	221.7	Free Practice - 1
66	Andrea Larini	ITA	Pit Lane Competizioni	ITA	Cupra TCR	221.3	Qualifying - 1
13	Cedric Piro	GER	Autodis Racing by Piro Sports	GER	Honda Civic Type R FK7 TCR	220.8	Free Practice - 1

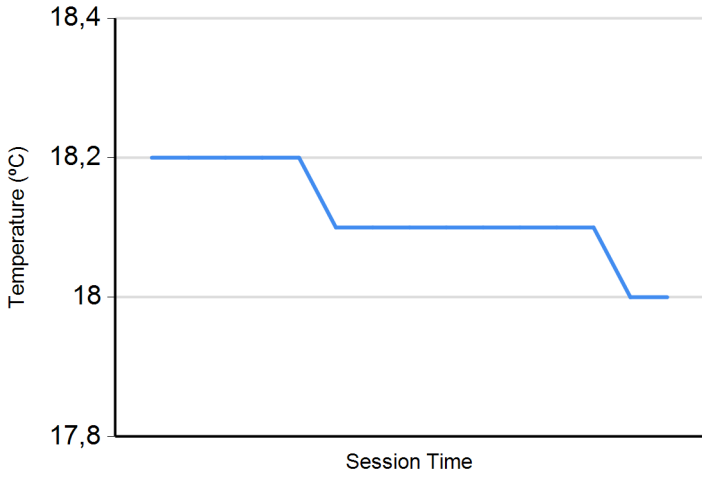




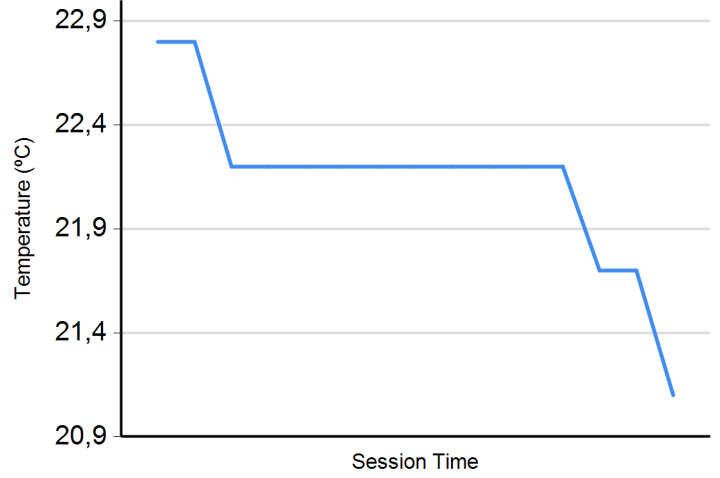
Paul Ricard
TCR Europe
Qualifying - 2
Weather Report



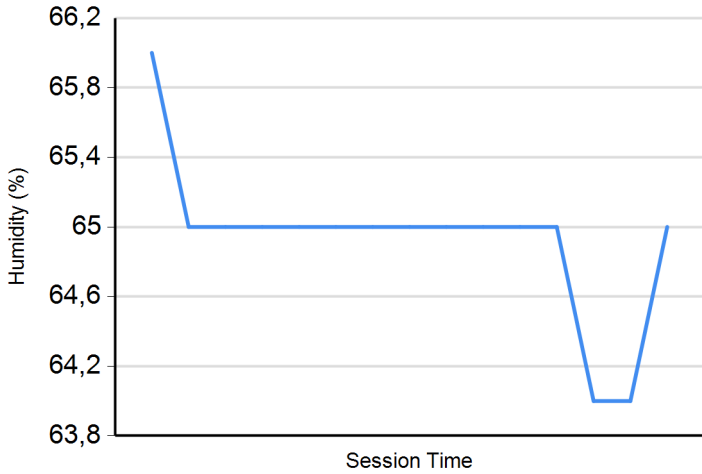
Air Temperature



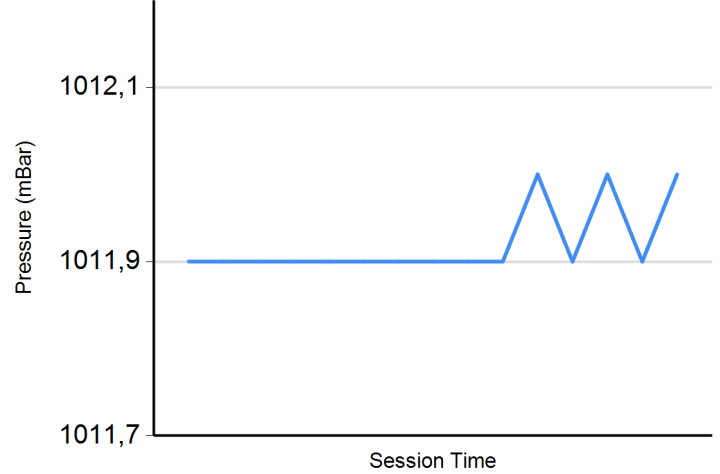
Track Temperature



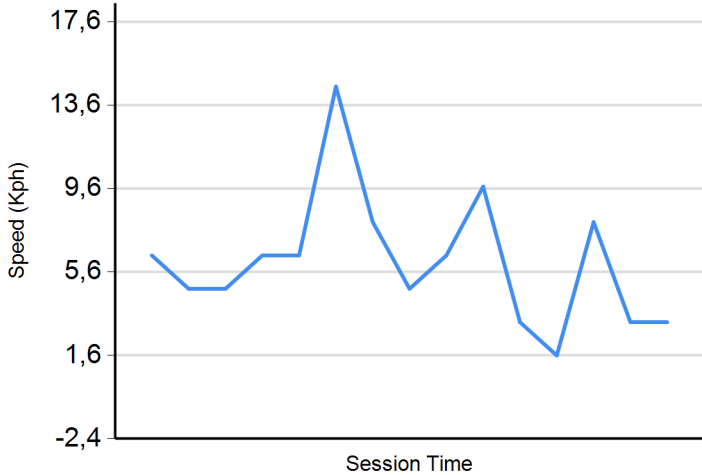
Humidity



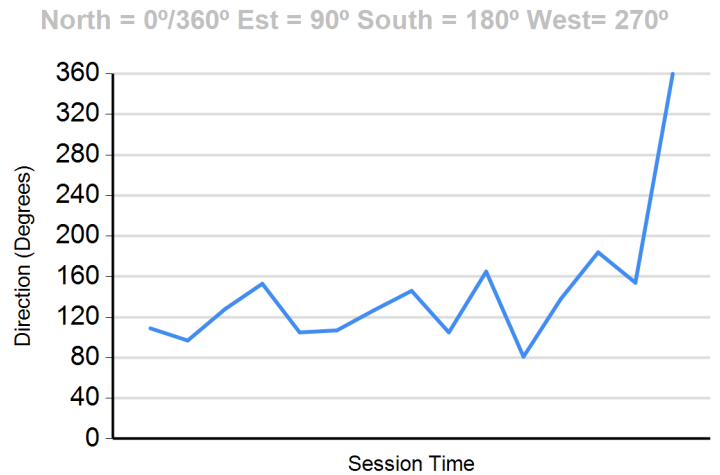
Pressure

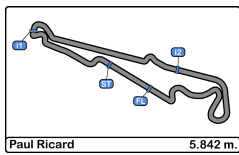


Wind Speed



Wind direction





Paul Ricard
TCR Europe
Qualifying 1 - 2
Provisional Results



Cls	Nº	Driver	Nat	Team	Nat	Vehicle	Laps	Qualifying - 1	Qualifying - 2	Best	Gap	Interval	Km/h		
1	62	Dušan Borković	SRB	Target Competition	SRB	Hyundai i30 N TCR	11	2:14.746	6	2:13.781	2	2:13.781	157.2		
2	25	Mikel Azcona	ESP	PCR Sport	ESP	Cupra TCR	10	2:14.053	6	2:14.225	3	2:14.053	0.272	0.272	156.8
3	999	Dániel Nagy	HUN	M1RA	HUN	Hyundai i30 N TCR	13	2:14.123	6	2:14.264	3	2:14.123	0.342	0.070	156.8
4	34	Stian Paulsen	NOR	Stian Paulsen Racing	NOR	Cupra TCR	6	2:14.980	4	2:14.378	2	2:14.378	0.597	0.255	156.5
5	99	Josh Files	GBR	Hell Energy Racing with KCMG	GBR	Honda Civic Type R FK7 TCR	12	2:14.619	3	2:14.392	2	2:14.392	0.611	0.014	156.4
6	8	Reece Barr	IRE	Target Competition	IRE	Hyundai i30 N TCR	11	2:14.863	6	2:14.437	3	2:14.437	0.656	0.045	156.4
7	69	Jean-Karl Vernay	FRA	Leopard Lukoil Team	FRA	Audi RS3 LMS TCR	11	2:14.589	6	2:14.606	2	2:14.589	0.808	0.152	156.2
8	94	Kris Richard	SUI	Target Competition	SUI	Hyundai i30 N TCR	10	2:15.175	6	2:14.617	2	2:14.617	0.836	0.028	156.2
9	26	Francisco Mora	POR	M1RA	POR	Hyundai i30 N TCR	11	2:14.762	3	2:14.740	2	2:14.740	0.959	0.123	156.0
10	11	Jens Reno Møller	DEN	Reno Racing	DEN	Honda Civic Type R FK7 TCR	9	2:15.179	4	2:14.762	2	2:14.762	0.981	0.022	156.0
11	7	Igor Stefanovski	MKD	Stefanovski Racing Team	MKD	Hyundai i30 N TCR	12	2:14.034	6	2:15.096	3	2:14.034	0.253	-0.728	156.9
12	16	Nicola Baldan	ITA	Pit Lane Competizioni	ITA	Hyundai i30 N TCR	10	2:15.486	3	2:15.171	3	2:15.171	1.390	1.137	155.5
13	14	Loris Cencetti	LUX	Autodis Racing by Piro Sports	LUX	Hyundai i30 N TCR	7	2:15.652	4			2:15.652	1.871	0.481	155.0
14	88	Maxime Potty	BEL	Comtoyou Racing	BEL	Volkswagen Golf GTI TCR	8	2:15.907	7			2:15.907	2.126	0.255	154.7
15	38	Danny Kroes	NED	PCR Sport	NED	Cupra TCR	7	2:15.960	6			2:15.960	2.179	0.053	154.6
16	23	Francisco Abreu	POR	Sports & You	POR	Peugeot 308 TCR	9	2:16.387	5			2:16.387	2.606	0.427	154.2
17	9	Attila Tassi	HUN	Hell Energy Racing with KCMG	HUN	Honda Civic Type R FK7 TCR	9	2:16.411	6			2:16.411	2.630	0.024	154.1
18	20	Márk Jedlőczy	HUN	JLG Sport	HUN	Cupra TCR	8	2:16.851	7			2:16.851	3.070	0.440	153.6
19	13	Cedric Piro	GER	Autodis Racing by Piro Sports	GER	Honda Civic Type R FK7 TCR	7	2:17.446	4			2:17.446	3.665	0.595	153.0
20	63	Giovanni Altoè	ITA	Pit Lane Competizioni	ITA	Audi RS3 LMS TCR	9	2:17.460	4			2:17.460	3.679	0.014	152.9
21	66	Andrea Larini	ITA	Pit Lane Competizioni	ITA	Cupra TCR	8	2:17.780	7			2:17.780	3.999	0.320	152.6
22	71	Enrico Bettera	ITA	Pit Lane Competizioni	ITA	Audi RS3 LMS TCR	8	2:17.851	8			2:17.851	4.070	0.071	152.5
23	24	Gustavo Moura	POR	Speedy Motorsport	POR	Audi RS3 LMS TCR	8	2:18.366	7			2:18.366	4.585	0.515	151.9
24	10	Viktor Davidovsky	MKD	PSS Racing Team	MKD	Honda Civic Type R FK7 TCR	8	2:18.543	4			2:18.543	4.762	0.177	151.8
25	42	Stefano Comini	SUI	Race Republic	SUI	Subaru WRX STI TCR	7	2:18.582	7			2:18.582	4.801	0.039	151.7

Published at:.....

Stewards:	Race Director:	Timekeeper:
------------------	-----------------------	------------------------

